




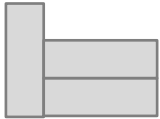


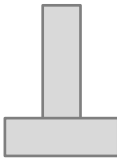
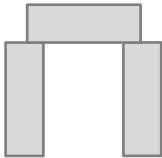
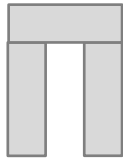


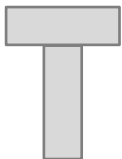
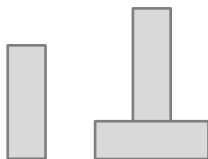
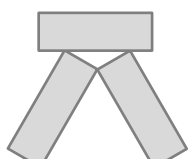


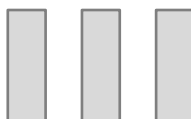
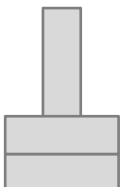
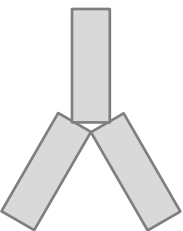

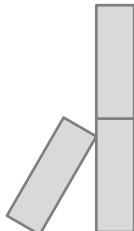
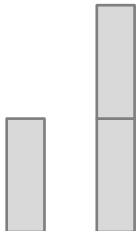


Ontwerpwedstrijd 2020 – Pakkethondje – Puntentelling Vrije tweede Hindernis

Hieronder de dwarsdoorsnedes van een aantal mogelijkheden voor de vrij in te richten tweede hindernis. Hiervoor kun je maximaal 3 opsluitbanden gebruiken. Jullie mogen eventueel zelf een nieuwe configuratie bedenken en aan ons voorleggen, dan bepalen we het aantal punten daarbij.

 <p>1 punt</p>	 <p>1 punt</p>	 <p>2 punten</p>	 <p>3 punten</p>
 <p>4 punten</p>	 <p>5 punten</p>	 <p>6 punten</p>	 <p>7 punten</p>
 <p>7 punten</p>	 <p>8 punten</p>	 <p>8 punten</p>	 <p>8 punten</p>
 <p>8 punten</p>	 <p>9 punten</p>	 <p>9 punten</p>	 <p>9 punten</p>
 <p>10 punten</p>	 <p>10 punten</p>	 <p>10 punten</p>	 <p>10 punten</p>
 <p>12 punten</p>	 <p>13 punten</p>	 <p>14 punten</p>	 <p>15 punten</p>